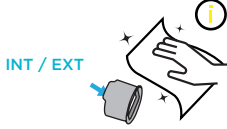




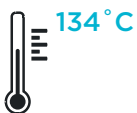


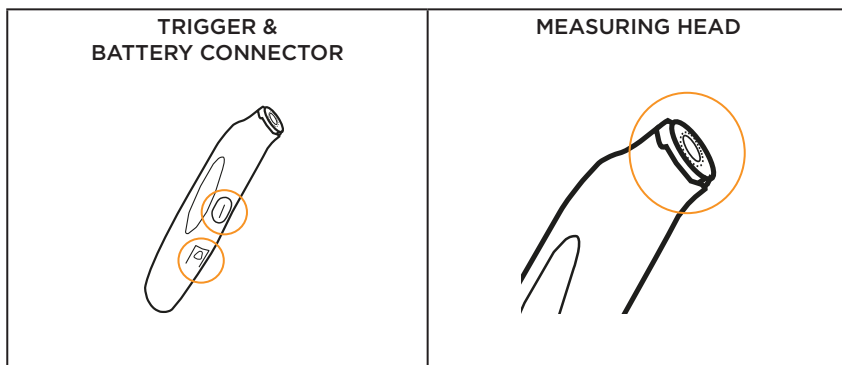
DISINFECTION AND STERILIZATION PROCEDURES

STEPS	CALIBRATION TIPS	DEVICE RAYPLICKER COBRA
- 1 - DISINFECTION	<p>AUTHORIZED WIPES (⚠)</p> 	
- 2 - RINSING	<p>RINSE THOROUGHLY WITH WATER</p>  	
- 3 - STERILIZATION	<p>AUTOCLAVE STERILIZATION</p>  	





⚠ Disinfectant wipes for surfaces of non-invasive medical devices with bactericidal, fungicidal, virucidal and tuberculocidal properties. Please follow the manufacturer's instructions (contact time required).

ⓘ This device disinfection protocol is mandatory after each use to avoid cross-contamination.

RISKY AREAS IN CASE OF EXCESSIVE USE OF DISINFECTANTS



NON-COMPLIANT PRODUCTS AND PROCESSES

<p>HEAVY-SOAKED WIPES</p> 	<p>SPRAYABLE SOLUTION</p> 	<p>DECONTAMINATION BATH</p> 	<p>ULTRASOUND BATH</p> 
---------------------------------------------------------------------------------------------------------------	---------------------------------------------------------------------------------------------------------------	------------------------------------------------------------------------------------------------------------------	--------------------------------------------------------------------------------------------------------------

