










BEST PRACTICES FOR USING COBRA



- ✓ GREY EDGES PARALLEL TO SCREEN EDGES
- ✓ MOUTH OPENED AND BREATHING THROUGH THE NOSE
- ✓ SALIVA LIMITATION
- ✓ CENTERING THE TOOTH, WITHOUT ANGLE NOR INCLINATION
- ✓ TIP UNDER THE LIP
- ✓ TIP IN CONTACT WITH ADJACENT TEETH
- ✓ TIP IN CONTACT WITH THE GINGIVA
- ✓ DON'T MOVE DURING THE ACQUISITION (1s)

INCORRECT PRACTICES

| | | | |
|--|---|--|--|
| <p>TIP INCORRECTLY POSITIONED</p>  | <p>MOUTH CLOSED</p>  | <p>CONDENSATION</p>  | <p>EXCESSIVE PRESSURE ON THE GINGIVA</p>  |
| <p>TOOTH CENTERED INCORRECTLY</p>  | <p>WRONG ANGLE</p>  | <p>WRONG INCLINATION</p>  | <p>VISIBLE LIP</p>  |

CALIBRATION TIPS

FAILURE TO RESPECT THE DISINFECTION AND STERILIZATION PROCEDURES CAUSES A HASTY DEGRADATION OF THE TIPS.

A DAMAGED CALIBRATION TIP (DISCOLORATION, MODIFIED ASPECT,...) MUST BE CHANGED.

LIFETIME VERIFIED FOR 100 AUTOCLAVE CYCLE PASSES.



DAMAGED TIP
Internal aspect and/or external shiny and sticky



NEW TIP
Internal aspect and external gray and matte